



AC nodes

AC9100

INTELLIGENT 1.2 GHZ NODE

Supporting DOCSIS® 3.1 frequencies, the AC9100 is our most advanced optical node platform, the solution for the variable demands of the network. Besides cutting edge technology, the node is also easy – and economical – to operate.

The AC9100 is a four output node that offers outstanding performance and practicality to meet the needs of today's most demanding operators. The node is based on fixed platform but responds to diverse requirements. It includes two fixed optical receivers and can be used as two independent nodes or it can work in 1+1 backup mode. It is able to adjust itself automatically and effectively. The automatic features greatly reduce the possibility of human errors and improve efficiency of time consuming network operations. This means lower operational costs and increased network uptime.

TELESTE

AC9100 INTELLIGENT NODE FOR HFC NETWORKS

AC9100 is an intelligent, 2 x 4 segmentable node. It offers high output level (U_{max} 114.0 dB μ V) while supporting 1.2 GHz downstream and up to 204 MHz upstream frequencies. Remote monitoring and control is available via transponder (HMS/CATVisor or DOCSIS).

1. PSU with active power factor correction

The combination of high output level, 1.2 GHz downstream frequency, and smart features can be potentially power consuming. In the AC9100 this challenge is solved by built-in active power factor correction and clever design that guarantee low power consumption.

2. Always in control

Conventional mechanical adjustments and management of the parameters can be laborious and time-consuming processes but with the AC9100 the days of frequent maintenance tasks are over.


In addition to being automatically aligned, the AC9100 can be monitored and controlled remotely via the optional plug-in transponder unit. The transponder unit offers three different management options: CATVisor, HMS and DOCSIS.

3. Easy management even on the site

The node can be accessed locally via a USB port. The USB port also enables wireless local management via Bluetooth® and Teleste Commander application for Android smartphones and tablets.

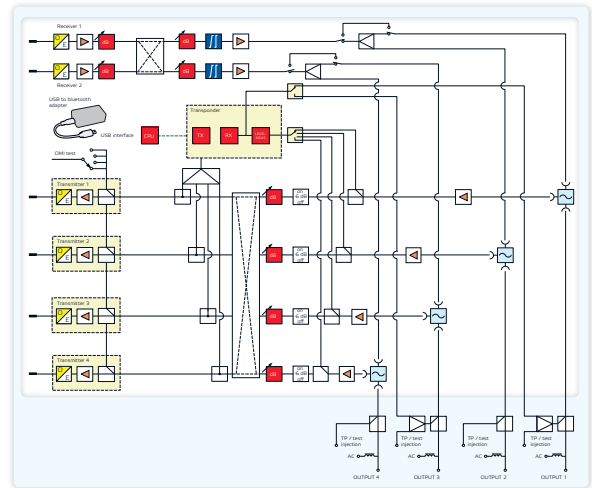
4. Integrated fibre compartment

The integrated fibre management space provides secure storing location for fibre-optic cables and fibre splices.




AC9100 features

- Supports up to 1.2 GHz downstream and 204 MHz upstream
- Redundant power supplies
- Fully user configurable automatic level control (ALC)
- Four high performance outputs
- Wide range of upstream options
- Transmitters available with either Fabry-Perot or DFB lasers
- Electrically controlled forward and return path signal routing
- Efficient ESD and Surge protection



AC9100 block diagram, smart functionalities are illustrated on the white area.



5. Digital benefit

All four traditional upstream transmitters can be replaced with two digital return path modules providing fibre infrastructure savings. The new digital return path technology also ensures an excellent upstream signal quality and allows longer fibre links.

6. Integrated fibre organiser

The optical transmitters are equipped with a new, innovative, integrated fibre organiser for easier module installation. Individual fibre organiser modules allow easy access to each cable without breaking surrounding cables.

7. European style node

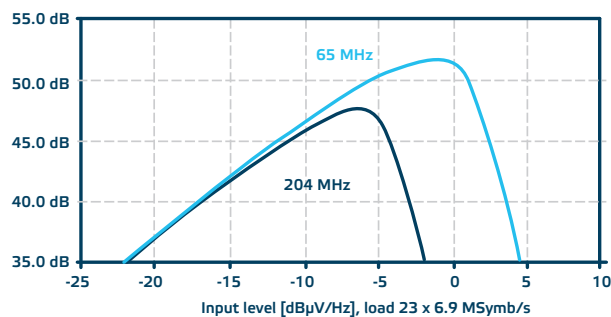
Environmental values and business benefits do not need to conflict. An efficient mechanical design optimising the use of manufacturing materials greatly reduce both capital and operational expenditures. All of this favours both the environment and the operator.

The high performance means fewer units in the field and this – of course – leads to less frequent maintenance visits. Efficient and fully passive cooling design lowers internal temperature which increases component durability. All this leads to higher service quality and lower operational costs.

AC9100 / INTELLIGENT 1.2 GHZ NODE

DOWNSTREAM SIGNAL PATH		UPSTREAM SIGNAL PATH	
Light wavelength	1290...1610 nm	Frequency range	5... up to 204 MHz
Optical input power range	-8...0 dBm	Return loss	18 dB
Frequency range	85...1218 MHz	Ingress switching	0 / -6 / < -45 dB
Flatness	± 0.5 dB	Input level	57.0 dBμV
Gain limited output	4 x115 dBμV / 2 x 119 dBμV	OMI adjustment	0...-20 dB
CTB 41 channels	119.0 dBμV	OMI test point	-5 dB
U _{max} (112 QAM channels, @ 1.0 GHz)	114.0 dBμV	CINR	See curves
U _{max} (138 QAM channels, @ 1.2 GHz)	111.5 dbμV		
AC67xx RETURN PATH TRANSMITTERS		AC7700 DIGITAL RETURN PATH TRANSMITTERS	
Light source	CWDM (10 wavelengths)	Light source	CWDM (18 wavelengths)
Optical output power	+1 dBm / +3 dBm / +6 dBm	Optical output power	+5 dBm
Frequency range	5... up to 204 MHz	Frequency range	5...65 MHz or 5...85 MHz
Pilot frequency	5.5 MHz / 6.5 MHz / no pilot	Data rate	5 Gbps in optical link
		Number of ports	2 x RF, 1 Optical
AC6992 TRANSPONDER MODULE (CATVisor / HMS)			
Power consumption	1.8 W	DS measurement range	50...1218 MHz, 0.25 MHz steps
DS frequency range	80...88 MHz, 108...132 MHz, 160...176 MHz, 216...264 MHz	US measurement range	5...204 MHz, 0.25 MHz steps
US frequency range	5...65 MHz	Measurement bandwidth	0.35 MHz
DS input level range @ transponder	60...90 dBμV	DS dynamic range	80...120 dBμV @ node out
US output level range @ transponder	75...104 dBμV	US dynamic range	20...75 dBμV @ node in
GENERAL CHARACTERISTICS			
Power consumption	47...61 W	Dimensions (h x w x d)	360 mm x 350 mm x 140 mm
Supply voltage	30...65 V AC	Weight	10 kg
Max current feed trough	12 A / port	Operating temperature	-40...+55 °C
Hum modulation	70 dB	Class of enclosure	IP54
Optical connectors	SC/APC, E-2000	EMC compatibility	EN50083-2
Output connectors	PG11 (several adaptors available)	ESD, Surge	4 kV, 6 kV (60728-3)

CINR (Upstream)



TELESTE

TELESTE CORPORATION
www.teleste.com

P4P_AC9100_0517

Copyright © 2017 Teleste Corporation. All rights reserved. Teleste and the Teleste logo are registered trademarks of Teleste Corporation. Other product and service marks are property of their respective owners.

Teleste reserves the right to make changes to any features and specifications of the products without prior notice. Although the information in this document has been reproduced in good faith, the contents of this document are provided "as is". Teleste makes no warranties of any kind in relation to the accuracy, reliability or contents of this document, except as required by applicable law.